

First in the Tokyo Area

A dedicated business aviation terminal with CIQ facilities* comes to Narita Airport

* Facilities for handling customs, immigration, and quarantine procedures

To improve time value for business, the Business Aviation Terminal—Premier Gate will open on March 31, 2012 at Narita Airport as Tokyo area's first dedicated business aviation terminal.

Private Your privacy is ensured in a space exclusively for the use of business jet VIPs.

Exclusive A dedicated route and CIQ facilities make for quick and stress-free passport control procedures.

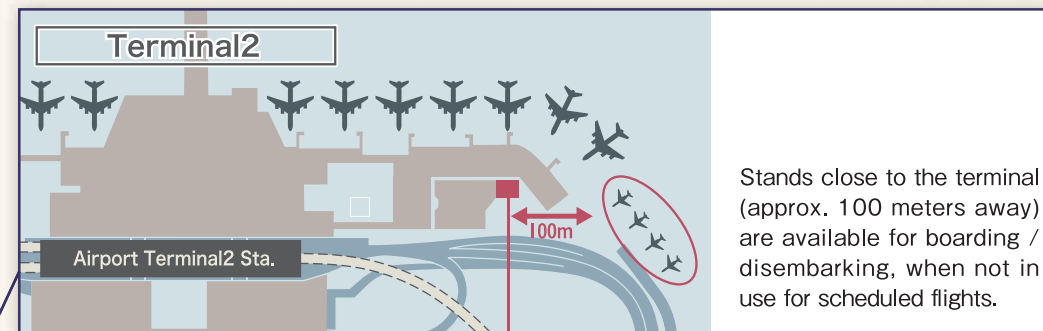
Speedy Minimize the time between landing and transferring to your vehicle. On departure too, you're ready to fly as soon as your car reaches the terminal.

Go where you want, when you want.

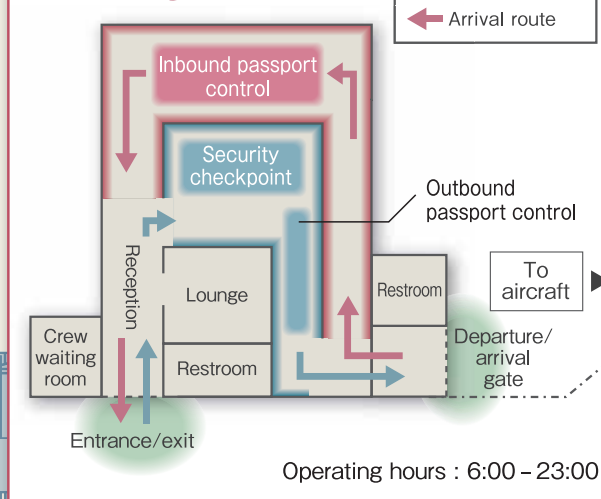
Flexible flights support your global business activities.

Travel in comfort using Business Aviation Terminal—Premier Gate.

Premier Gate Location



Premier Gate Layout



Entrance

Vehicle access right in front of the terminal allows smooth vehicle transfers. Ample parking is available in front of and under the terminal.



CIQ facilities

Exclusively for the use of VIPs using business jets, these facilities enable swift passport control with no queues.



Lounge

On your arrival or before you depart, take a break and perhaps enjoy a quiet drink in the luxurious atmosphere of the Premier Gate Lounge.

Duty-free purchases and currency exchange

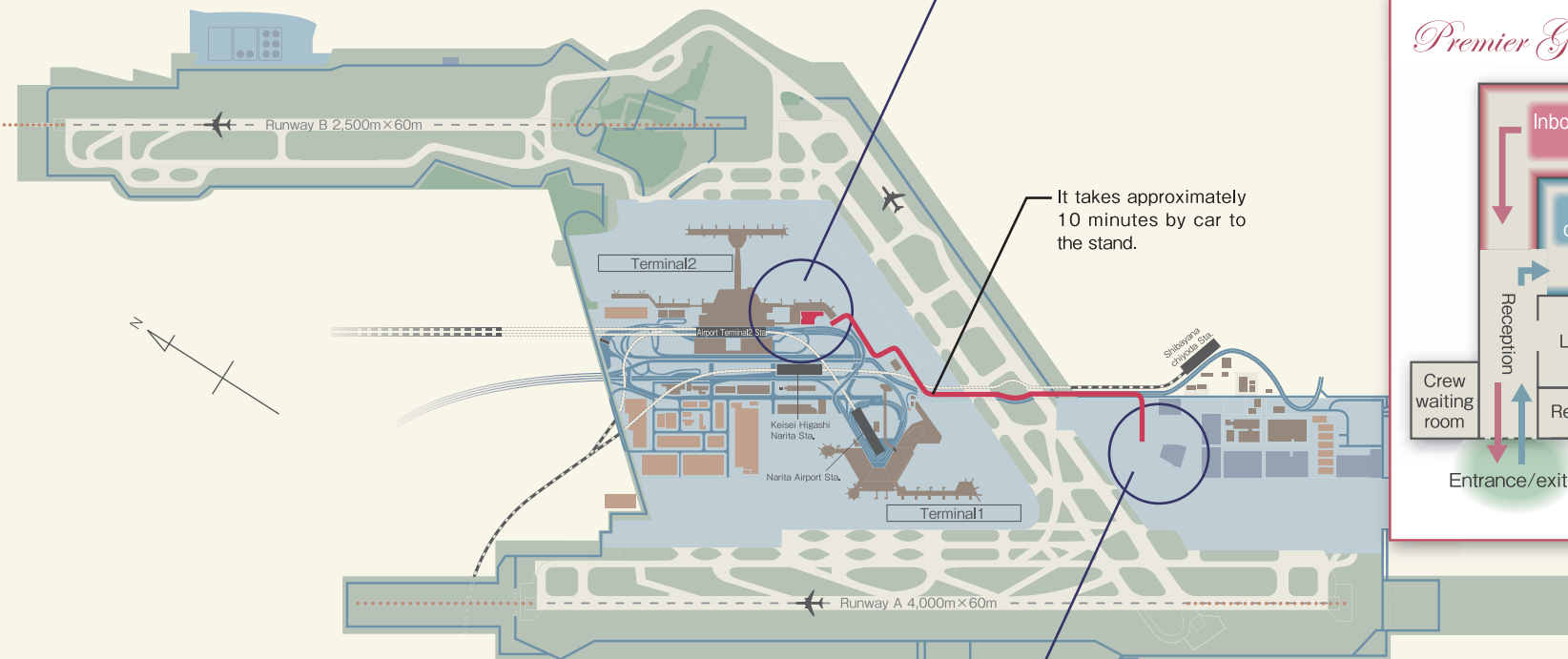
Preparations are under way to enable you to pick up duty-free purchases and use currency exchange services within the Premier Gate. (*Prior reservations required.)

Access from Tokyo

Narita Airport is located approximately 60 kilometers from the center of Tokyo. Please use the transport option that best suits your needs.

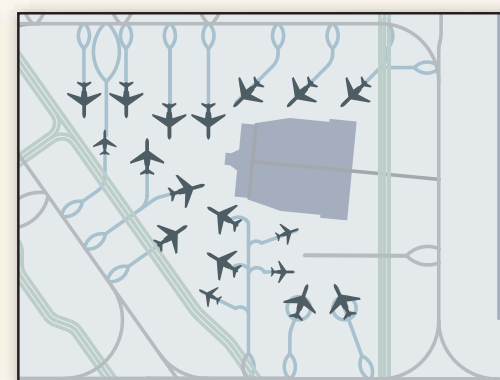


Form of transport	Time required
Helicopter	20-30 minutes [Akasaka Ark Hills Heliport - Narita Airport Heliport]
Car	Approx. 50 minutes [Central Tokyo - Premier Gate via the Higashi-Kanto Expressway]
Rail	
Keisei Skyliner	36 minutes [Nippori Station - Airport Terminal 2 Station]
Narita Express	53 minutes [Tokyo Station - Airport Terminal 2 Station]



Business Aviation Parking Stands

18 stands to be constructed. The permissible continuous parking duration for business jets will be 30 days in conjunction with the opening of this terminal.



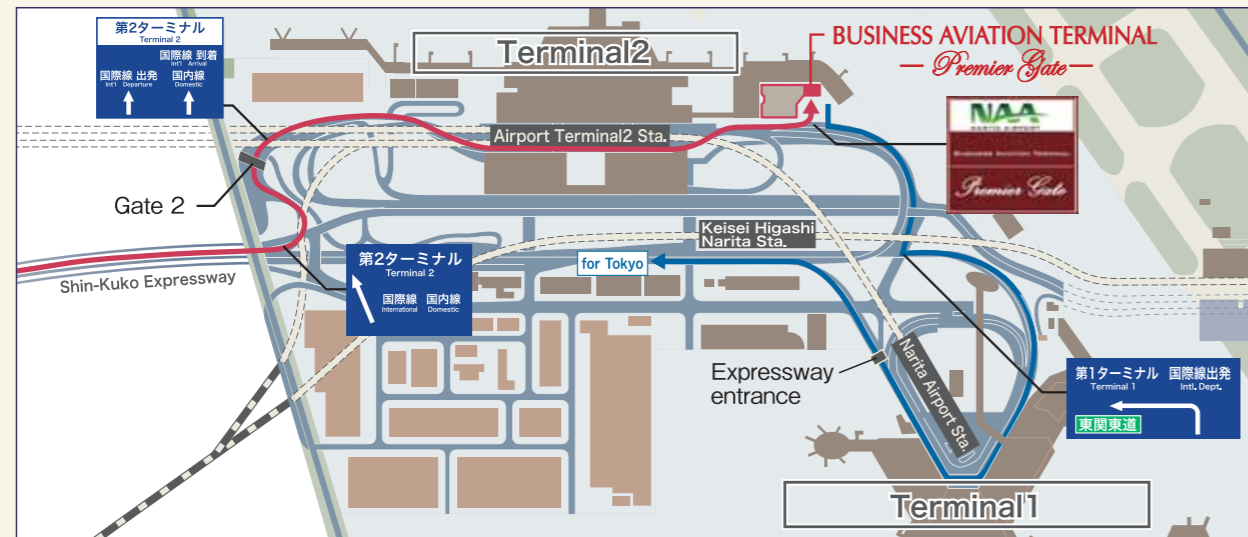
How to confirm slot and stand information

Information on slot and stand availability is provided on the following website. Using this service, you can confirm beforehand whether a place will be available for the timeslot that you want.

<http://www.naa.jp/en/b2b/>

* Online slot and stand application system will be announced shortly.

To & From *Premier Gate*



■ Route to *Premier Gate* →

- ① Take the Shin-Kuko Expressway toward Terminal 2.
- ② Take the Terminal 2 International Arrivals and Domestic Flights turnoff.
- ③ Take the regular vehicle lane past the front of Terminal 2 Building and turn left at the Premier Gate sign.

For entry into the airport, you will be required to show personal identification, such as your passport or driver's license. We appreciate your cooperation for our safety inspection.

■ Route to Tokyo →

- ① Turn left at the Premier Gate exit and take the Terminal 1 International Departures turnoff.
- ② Take the regular vehicle lane past the front of Terminal 1 Building toward Expressway entrance.

Charges

(a) Landing charges (International)

The landing charges can be calculated by multiplying the MTOW (t) by the charge rates assigned based on the Noise Index rating*.

(A minimum charge of JPY50,000 applies when the calculated amount is below JPY50,000.)

A. 1,650JPY/t B. 1,750JPY/t C. 1,850JPY/t D. 1,950JPY/t E. 2,050JPY/t F. 2,100JPY/t

* The Noise Index rating varies according to aircraft type, engine type, weight, and other configurations.

(b) Parking charges (International)

- (1) When parked for less than 6 hours: JPY200/t multiplied by aircraft's MTOW
- (2) When parked for 6 hours or longer: the total sum of the charge (1) and an additional JPY200/t multiplied by aircraft's MTOW for each 24-hour period (or part thereof) beyond the first 6 hours

(c) Charge for use of business aviation terminal

A charge of JPY250,000 will be levied for each arrival and departure.

* Reservations are required to use these facilities. (Applications open on March 15, 2012.) For the necessary procedures, please inquire below.

Information

■ Narita International Airport B2B Website
<http://www.naa.jp/en/b2b/>

■ Narita International Airport Corporation's Website
<http://www.naa.jp>

■ Narita International Airport Official Website
<http://www.narita-airport.jp>

■ Please contact:

Narita International Airport Corporation
NAA Building, Narita International Airport
Narita City, Chiba Prefecture 282-8601
Phone: +81-(0)476-34-5531

Until March 30, 2012: 9:00–17:00
From March 31, 2012: 5:00–23:00
E-mail: nrt_bizterminal@naab.co.jp

BUSINESS AVIATION TERMINAL

— *Premier Gate* —

More Quickly,
More Comfortably.

WORLD
SKY GATE_
NARITA